

# Borrowing e and audio books @ Macgregor Primary School

## 2020

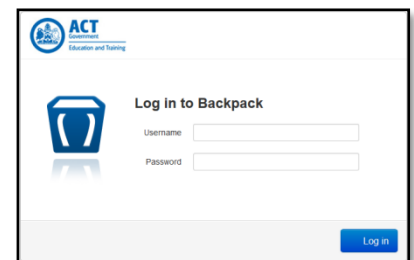
Students and staff can borrow e-books through the school library. This can be done both at school or at home. Steps to follow are below:

- Loan periods are for two weeks then they are automatically returned.
- It is best to use either Chrome, Firefox or IE 11 or later.
- You can download 'Overdrive' app for this but is not necessary.
- You will need YOUR school Username and Password
- You will need to enable pop-ups on your browser on your device



1. Go to the Macgregor PS ACT website/ICT tab, or <https://backpack.act.edu.au>

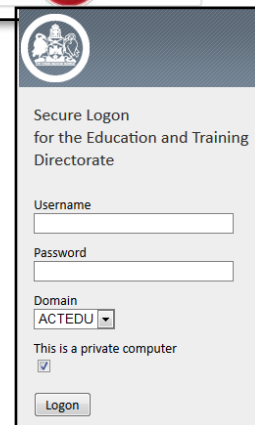
2. Log in using school username and password



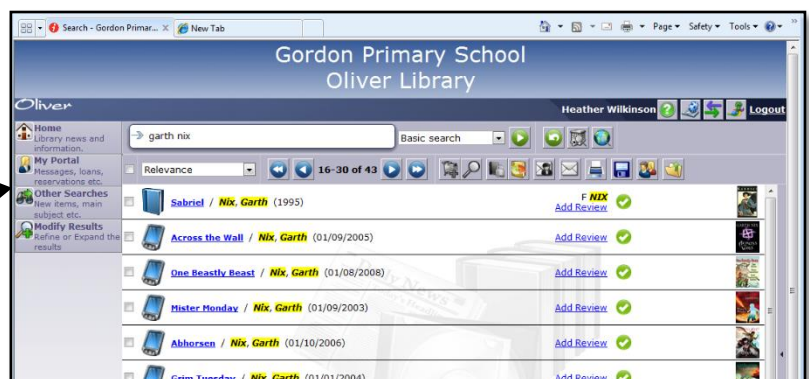
3. Click on Oliver



4. You might need to put in the username and password again



5. This will bring you to the Oliver search page for the library. Do an advanced search for the TYPE of book you would like to borrow or a title (e or audio)



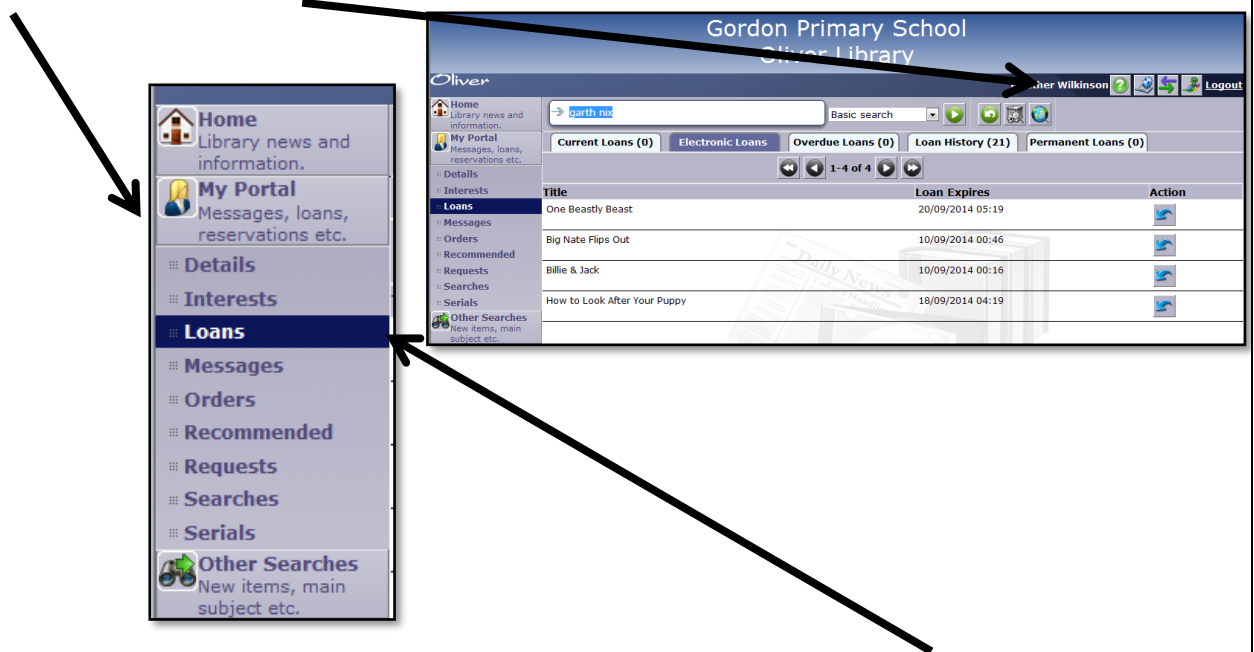
6. Click on the book you want (blue writing)



7. Click on Borrow/always allow popups/stay on this page/open



8. Re access books in My Portal/loans/electronic loans.



9. Click on Electronic loans and open your book. This is also where you can return your digital books. You can borrow a maximum of 10 at a time.

# Happy Reading!!